

Scaled data based on original data using
LM-79-08 Approved Method: Electrical and Photometric Measurements of Solid-
State Lighting Products

Test Report Prepared for
Cooper Lighting Solutions
(formerly Eaton)

Brand: McGRAW-EDISON

Report Number: P200156

Luminaire Tested: **GWC-AF-02-LED-E1-SLL-600**

Issue Date: 3/3/2020

Test Information

Test Method: LM-79-08
Report Number: P200156
TEST IS SCALED FROM IESNA LM-79-08 TEST DATA (P24296)
Test Lab: INNOVATION CENTER P2
Issue Date: 3/3/2020
Manufacturer: COOPER LIGHTING SOLUTIONS (FORMERLY EATON)
Product Line: MCGRAW-EDISON
Catalog Number: GWC-AF-02-LED-E1-SLL-600
Description: GALLEON WALL LUMINAIRE
(2) 70 CRI, 4000K, 615mA LIGHTSQUARES WITH 16 LEDS EACH AND SPILL LIGHT ELIMINATOR LEFT OPTICS
Light Source: -
Ballast/Driver: ELECTRONIC DRIVER

Summary

Lumens per Lamp: N/A
Luminaire Lumens: 7358.1 lumens
Efficiency: N/A
Efficacy: 111.5 lumens/watt
Luminous Opening: Rectangular (W 1' x L: 0.5' x H: 0')
IES Classification: Type IV - Short - Non-Cutoff
BUG Rating: B1 - U0 - G2

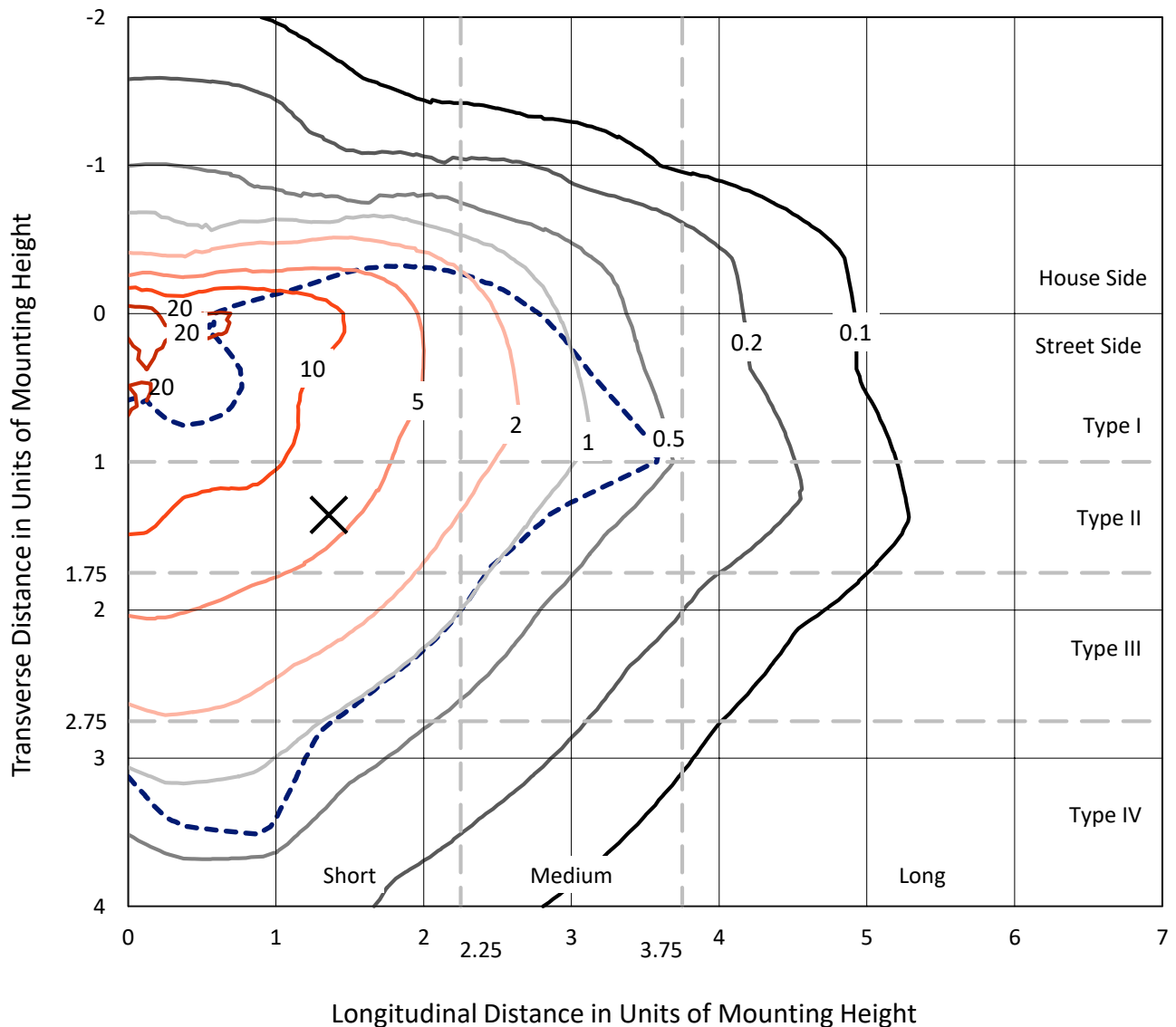
Input Watts (W): 66
Input Voltage (V): NR
Input Current (Ain): NR
Voltage Rise (V): NR
Power Factor: NR
Total Harmonic Distortion (THDi): NR
Frequency (hertz): 60
Stabilization Time: NR
Operation Time: NR
Ambient Temperature (°C): NR
Test Distance: 25 FT



REPORT NUMBER: P200156
 CATALOG NUMBER: GWC-AF-02-LED-E1-SLL-600

Iso-Footcandle Lines of Horizontal Illumination

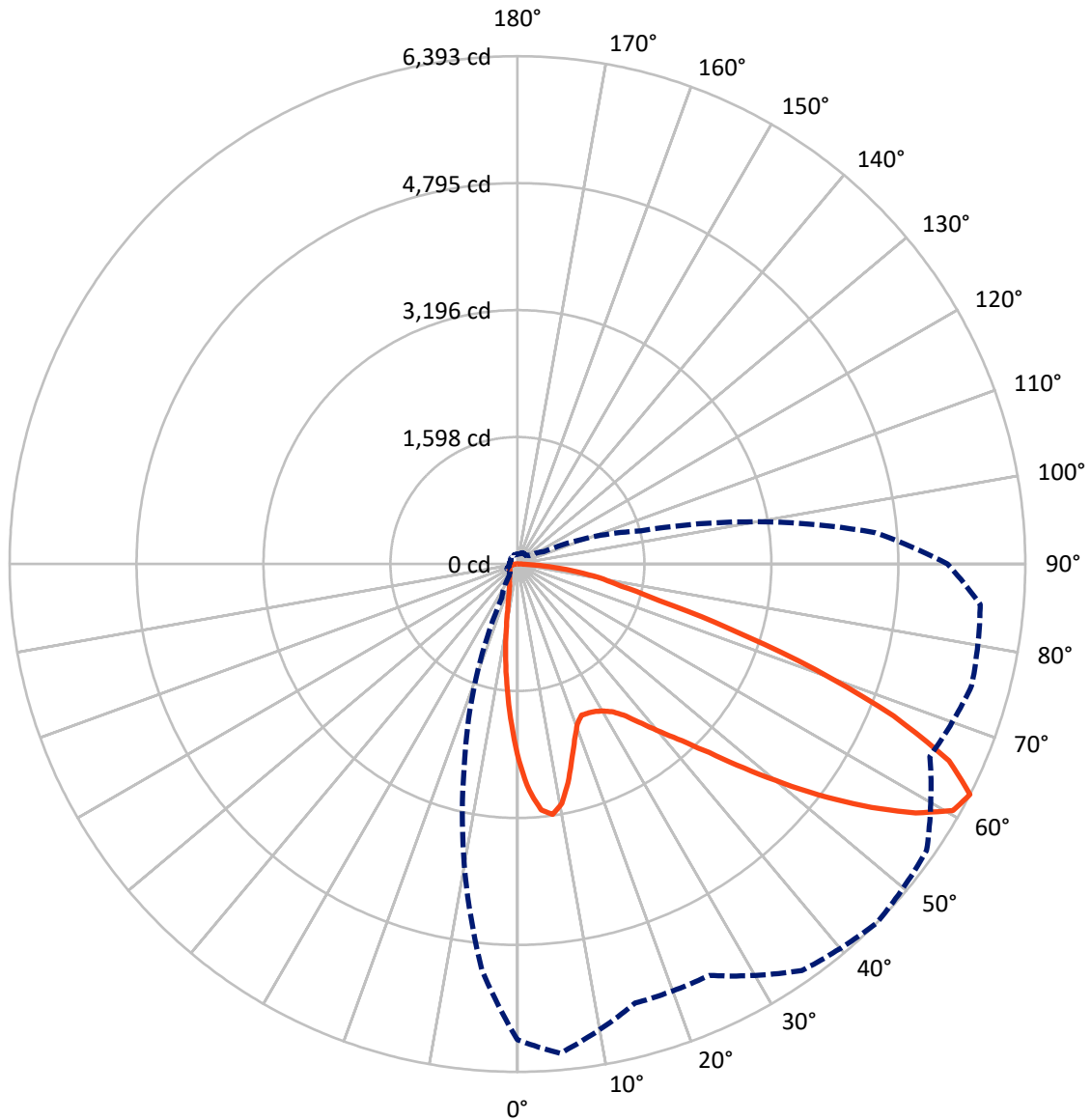
✕ Max cd
 - - - 1/2 Max cd



Based on 10 foot mounting height. Maximum calculated value = 29.3 fc
 Type IV - Short - Non-Cutoff

REPORT NUMBER: P200156
CATALOG NUMBER: GWC-AF-02-LED-E1-SLL-600

Luminous Intensity Polar Plot



— Vertical Plane Through 45-Deg Lateral - - - Horizontal Cone Through 62.5-Deg Vertical

REPORT NUMBER: P200156

CATALOG NUMBER: GWC-AF-02-LED-E1-SLL-600

FLUX DISTRIBUTION:

		Downward	Upward	Total
House Side	Lumens	1217.7	0.0	1217.7
	% Fixture	16.5	0.0	16.5
Street Side	Lumens	6140.4	0.0	6140.4
	% Fixture	83.5	0.0	83.5
Total	Lumens	7358.1	0.0	7358.1
	% Fixture	100.0	0.0	100.0

Coefficient of Utilization

ZONAL LUMENS:

Zone	Lumens	% Fixture
0°-10°	181.0	2.5
10°-20°	331.8	4.5
20°-30°	483.8	6.6
30°-40°	745.2	10.1
40°-50°	1096.7	14.9
50°-60°	1608.6	21.9
60°-70°	1798.2	24.4
70°-80°	880.4	12.0
80°-90°	232.4	3.2
90°-100°	0.0	0.0
100°-110°	0.0	0.0
110°-120°	0.0	0.0
120°-130°	0.0	0.0
130°-140°	0.0	0.0
140°-150°	0.0	0.0
150°-160°	0.0	0.0
160°-170°	0.0	0.0
170°-180°	0.0	0.0
0°-90°	7358.1	100.0
0°-180°	7358.1	100.0



REPORT NUMBER: P200156

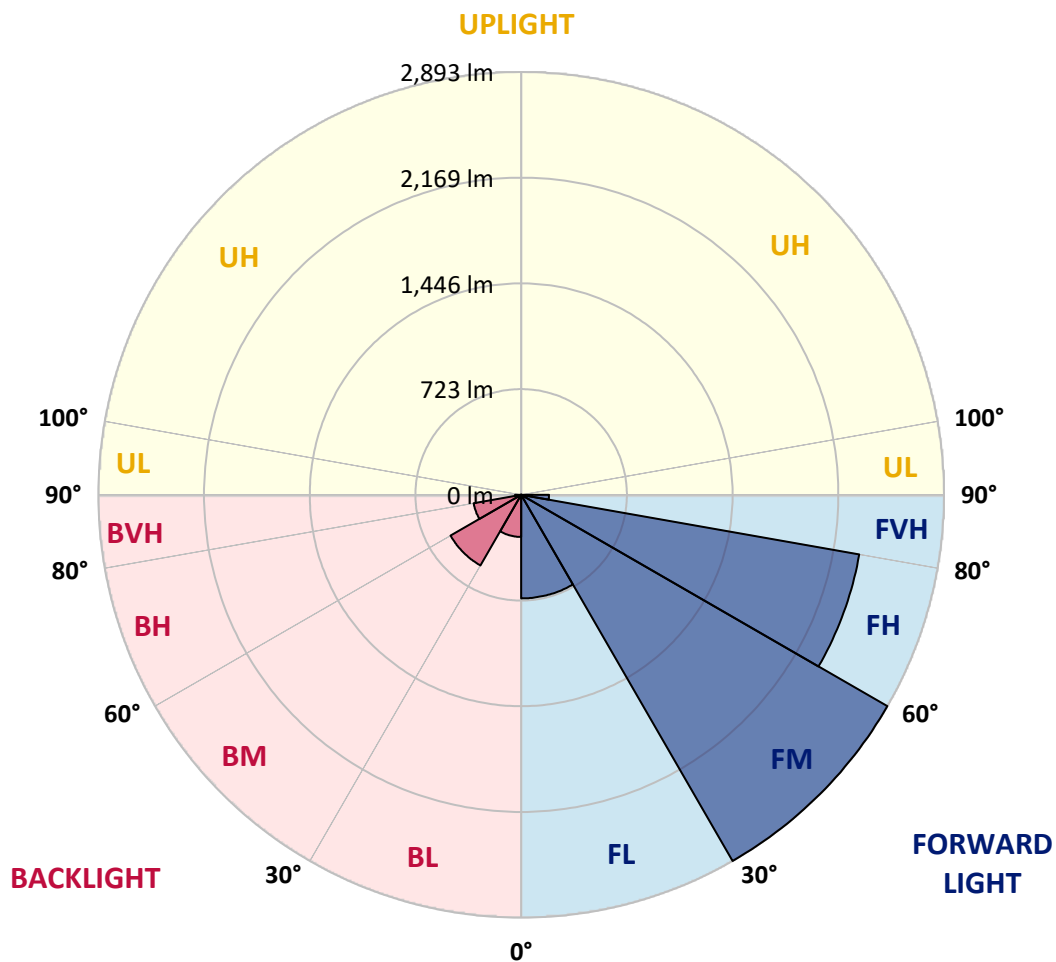
CATALOG NUMBER: GWC-AF-02-LED-E1-SLL-600

LUMINAIRE CLASSIFICATION SYSTEM LUMEN TABLE AND BUG RATING:

Zone		Lumens	% Fixture	Zone Rating/Lumen Limit		
				B	U	G
FL	(0°-30°)	708.6	9.6			
FM	(30°-60°)	2892.5	39.3			
FH	(60°-80°)	2348.4	31.9			G2/5000
FVH	(80°-90°)	190.9	2.6			G2/225
BL	(0°-30°)	288.1	3.9	B1/500		
BM	(30°-60°)	557.9	7.6	B1/1000		
BH	(60°-80°)	330.1	4.5	B1/500		G1/500
BVH	(80°-90°)	41.6	0.6			G1/100
UL	(90°-100°)	0.0	0.0		U0/0	
UH	(100°-180°)	0.0	0.0		U0/0	

BUG Rating: B1-U0-G2

Type IV Short





REPORT NUMBER: P200156
 CATALOG NUMBER: GWC-AF-02-LED-E1-SLL-600

CANDELA DISTRIBUTION (FULL):

	0°	5°	15°	25°	35°	45°	55°	65°	75°	85°	90°
0°	2486.0	2486.0	2486.0	2486.0	2486.0	2486.0	2486.0	2486.0	2486.0	2486.0	2486.0
2.5°	2583.1	2624.3	2704.8	2765.0	2838.3	2855.3	2878.7	2855.7	2814.9	2760.6	2742.8
5°	2428.9	2517.1	2712.5	2884.4	3037.2	3108.4	3128.3	3069.7	2951.1	2795.4	2700.3
7.5°	2181.7	2307.2	2571.7	2824.9	3050.2	3183.3	3180.0	3043.8	2825.7	2572.1	2419.6
10°	1968.7	2111.8	2415.2	2698.3	2937.4	3066.4	3016.7	2842.3	2582.2	2290.2	2124.8
12.5°	1849.3	1989.6	2297.4	2581.8	2781.6	2826.1	2788.2	2617.4	2372.3	2077.0	1932.3
15°	1828.6	1982.8	2250.6	2481.9	2594.0	2555.1	2509.8	2433.4	2260.2	2008.3	1857.4
17.5°	1918.0	2087.9	2304.3	2412.3	2393.3	2325.8	2312.8	2321.4	2279.6	2084.7	1910.8
20°	2089.6	2293.5	2432.6	2379.6	2240.9	2147.8	2151.1	2280.9	2404.2	2278.4	2079.9
22.5°	2330.3	2562.8	2617.4	2397.0	2176.5	2066.1	2092.8	2303.2	2602.9	2561.6	2308.0
25°	2641.7	2853.6	2814.4	2460.1	2183.0	2076.2	2097.7	2380.0	2837.5	2844.7	2590.3
27.5°	2943.4	3140.0	2979.9	2543.8	2209.7	2100.1	2128.4	2500.9	3061.5	3152.1	2913.1
30°	3178.8	3315.6	3045.3	2620.3	2262.3	2146.6	2181.7	2615.8	3163.5	3359.7	3161.4
32.5°	3373.8	3472.1	3149.7	2714.9	2358.9	2219.8	2281.7	2755.3	3310.3	3557.0	3404.6
35°	3623.0	3650.9	3279.6	2820.5	2508.2	2347.3	2424.1	2892.1	3450.2	3756.5	3644.0
37.5°	3915.0	3879.0	3402.1	2964.8	2701.1	2546.6	2610.2	3042.2	3565.5	3982.6	3888.7
40°	4203.8	4117.3	3555.8	3188.9	2982.6	2781.6	2856.9	3202.3	3673.1	4209.0	4127.7
42.5°	4449.3	4321.1	3707.5	3435.3	3244.8	3040.9	3130.7	3363.7	3775.8	4402.4	4335.3
45°	4630.9	4471.5	3851.9	3671.9	3606.0	3385.6	3428.0	3548.5	3887.1	4563.8	4506.0
47.5°	4793.1	4622.8	4015.3	3910.5	3921.9	3833.7	3765.4	3763.7	4018.2	4695.7	4667.3
50°	5010.3	4832.7	4190.8	4156.5	4395.9	4337.3	4186.4	4014.9	4184.0	4845.3	4842.0
52.5°	5309.6	5165.3	4405.2	4421.4	4838.5	4876.8	4690.0	4316.6	4443.7	5120.0	5100.5
55°	5663.6	5579.5	4697.3	4726.0	5381.2	5408.8	5223.1	4694.0	4825.5	5517.6	5463.8
57.5°	5939.9	5922.1	5017.6	5091.6	5786.5	5910.3	5739.7	5130.9	5255.8	5852.5	5717.4
60°	6049.8	6136.1	5358.6	5460.5	6161.5	6298.6	6149.0	5514.7	5637.3	5991.2	5700.0
62.5°	5990.4	6182.9	5721.9	5713.4	6245.2	6392.8	6287.7	5728.3	5920.0	5848.0	5411.6
65°	5715.7	6014.2	5932.6	5648.2	5958.9	5971.0	5937.0	5632.9	5986.7	5395.5	4854.2
67.5°	5117.5	5547.1	5655.1	5090.0	5186.3	5107.4	5050.4	5110.3	5638.9	4717.1	4079.6
70°	4168.2	4814.6	4866.4	4071.1	4027.5	3974.5	3860.8	4189.6	4952.5	3866.0	3237.1
72.5°	3064.8	3744.3	3903.3	2985.9	2783.7	2794.6	2704.8	3157.4	4026.6	2871.8	2416.8
75°	2096.8	2711.2	3053.8	2083.5	1840.8	1845.3	1833.9	2237.2	3207.2	1997.7	1808.5
77.5°	1531.8	1937.1	2303.2	1400.7	1359.9	1334.7	1328.7	1565.3	2458.9	1450.4	1404.4
80°	1229.2	1431.1	1547.1	970.8	1044.0	1042.0	1008.4	1076.3	1605.8	1061.0	1050.5
82.5°	852.6	1099.8	1253.5	760.9	704.6	692.8	700.9	801.7	1135.0	725.3	689.7
85°	449.8	730.5	1241.4	674.2	418.3	333.7	415.0	656.4	983.3	384.2	336.6
87.5°	57.4	211.1	821.9	268.9	165.0	89.0	197.0	369.7	631.4	78.5	68.3
90°	0.0	0.0	0.0	0.0	0.0	0.0	0.0	0.0	0.0	0.0	0.0

REPORT NUMBER: P200156

CATALOG NUMBER: GWC-AF-02-LED-E1-SLL-600

CANDELA DISTRIBUTION (continued):

	95°	105°	115°	125°	135°	145°	155°	165°	175°	180°	185°
0°	2486.0	2486.0	2486.0	2486.0	2486.0	2486.0	2486.0	2486.0	2486.0	2486.0	2486.0
2.5°	2697.1	2643.3	2572.9	2507.8	2440.2	2373.1	2285.4	2230.3	2192.3	2185.0	2168.9
5°	2631.5	2452.8	2317.7	2200.8	2094.8	1945.1	1862.3	1793.4	1756.7	1753.0	1744.1
7.5°	2329.5	2082.7	1900.2	1734.8	1584.8	1463.8	1330.3	1268.0	1242.6	1248.6	1254.8
10°	2015.1	1739.3	1529.7	1360.7	1228.5	1126.5	1019.3	946.9	896.7	886.6	884.6
12.5°	1785.4	1482.9	1279.4	1160.0	1057.7	961.9	848.2	762.8	697.8	675.5	660.5
15°	1688.3	1357.5	1144.3	1015.7	902.9	781.0	675.5	586.0	526.2	506.8	495.9
17.5°	1708.9	1322.7	1051.3	886.6	742.3	615.2	482.1	405.7	369.7	360.4	360.4
20°	1817.4	1316.2	974.4	767.7	587.7	440.5	331.2	287.6	275.9	274.7	277.8
22.5°	1969.4	1338.8	917.0	664.6	456.6	321.6	258.1	241.9	236.6	237.8	241.5
25°	2196.0	1415.3	875.3	572.8	358.3	263.3	230.2	220.4	218.0	221.3	225.7
27.5°	2464.5	1491.8	849.5	503.6	302.6	240.7	218.8	208.7	210.3	214.4	218.4
30°	2700.3	1554.5	808.5	454.2	285.2	241.9	218.8	205.1	203.5	204.3	205.5
32.5°	2911.8	1596.9	760.9	407.3	245.9	214.8	204.3	202.2	193.3	190.1	190.5
35°	3094.3	1596.9	732.1	379.8	220.4	190.5	173.5	163.4	159.0	159.4	163.8
37.5°	3270.3	1564.9	718.0	364.5	206.7	181.2	166.2	157.3	151.3	150.1	150.9
40°	3425.6	1518.5	701.7	357.9	196.2	175.5	161.4	154.2	147.6	145.6	146.0
42.5°	3550.2	1480.8	683.9	349.4	189.7	171.5	158.1	151.7	144.4	142.4	142.0
45°	3684.9	1468.2	660.5	332.5	192.9	171.9	157.3	150.5	143.2	140.8	139.9
47.5°	3862.5	1507.5	636.3	312.3	199.8	173.9	158.6	150.5	142.8	140.8	139.9
50°	4086.1	1599.7	605.5	282.7	192.9	179.6	158.1	149.2	142.8	140.8	139.1
52.5°	4373.3	1724.3	565.1	248.8	188.9	193.3	157.3	146.8	140.8	137.9	135.1
55°	4722.4	1826.3	516.9	220.9	179.6	189.7	156.1	144.0	137.5	133.5	131.0
57.5°	4978.0	1863.1	455.0	202.6	166.6	183.6	154.5	140.3	133.5	130.2	127.1
60°	4927.5	1791.9	402.8	191.3	159.0	165.8	153.3	137.1	129.8	127.5	124.6
62.5°	4522.6	1605.8	369.3	186.1	154.2	151.3	154.5	133.9	126.6	124.2	123.4
65°	3915.4	1331.2	356.0	184.8	150.1	142.8	143.6	130.2	123.0	120.9	120.1
67.5°	3229.8	1074.3	344.2	188.9	144.8	136.7	132.7	125.4	119.3	117.3	115.7
70°	2547.0	893.5	339.0	186.5	138.3	130.6	126.2	120.1	114.9	112.8	111.6
72.5°	2051.1	754.7	336.1	184.0	129.8	122.5	118.6	113.2	107.6	106.8	105.6
75°	1735.6	593.4	307.8	176.4	120.1	112.8	110.1	105.2	99.5	99.5	98.7
77.5°	1338.8	429.1	256.0	156.1	110.1	101.9	99.5	95.9	89.4	90.6	90.2
80°	989.0	279.9	200.2	129.4	97.5	89.8	88.6	84.9	78.1	79.7	79.7
82.5°	677.5	183.6	144.0	106.0	83.4	76.0	76.0	72.4	64.8	65.6	67.9
85°	340.1	126.2	107.6	82.1	64.8	61.1	61.1	58.2	50.5	50.9	54.2
87.5°	103.5	76.0	71.2	58.6	46.5	45.7	43.7	41.6	36.8	36.4	38.5
90°	0.0	0.0	0.0	0.0	0.0	0.0	0.0	0.0	0.0	0.0	0.0



REPORT NUMBER: P200156

CATALOG NUMBER: GWC-AF-02-LED-E1-SLL-600

CANDELA DISTRIBUTION (continued):

	195°	205°	215°	225°	235°	245°	255°	265°	270°	275°	285°
0°	2486.0	2486.0	2486.0	2486.0	2486.0	2486.0	2486.0	2486.0	2486.0	2486.0	2486.0
2.5°	2144.2	2121.1	2093.2	2031.7	2011.1	2009.9	2028.5	2009.1	2046.3	2030.6	2047.9
5°	1729.2	1706.5	1675.4	1596.9	1549.2	1516.8	1501.5	1456.2	1488.9	1465.1	1484.8
7.5°	1271.7	1276.9	1256.3	1210.3	1106.2	1054.0	1023.4	995.8	1019.7	1017.3	1055.3
10°	894.0	908.1	893.5	847.0	762.8	734.2	739.8	750.7	781.8	798.0	856.7
12.5°	643.5	642.7	633.4	591.8	536.3	539.6	562.6	581.6	610.4	627.4	687.2
15°	480.5	473.2	469.2	435.3	403.7	410.5	421.9	423.9	442.1	452.2	500.7
17.5°	363.2	366.8	371.3	347.1	323.2	318.8	309.9	298.9	304.1	306.2	330.4
20°	288.4	303.0	313.8	296.9	272.6	259.7	248.4	241.1	241.1	240.7	247.6
22.5°	252.0	262.5	274.3	262.5	240.7	229.3	222.9	217.2	216.4	216.4	222.9
25°	232.2	239.9	251.1	243.1	226.9	218.4	212.4	205.1	202.2	201.4	205.9
27.5°	222.5	225.7	231.4	224.1	210.3	206.3	204.7	198.2	194.6	192.5	197.0
30°	205.9	205.1	205.5	198.2	187.3	186.9	189.7	190.9	189.7	189.3	196.2
32.5°	190.5	188.9	188.5	182.0	171.9	169.5	171.9	174.3	177.2	181.2	189.3
35°	171.1	175.1	177.6	171.9	159.8	152.5	149.7	145.3	142.8	142.8	152.1
37.5°	155.7	165.0	168.7	163.4	150.1	139.9	135.1	134.3	134.7	136.4	145.3
40°	150.5	157.3	160.6	155.3	142.0	132.7	129.8	129.0	129.8	132.3	141.2
42.5°	147.2	152.1	151.7	145.3	134.3	127.8	126.2	125.4	126.2	128.6	138.3
45°	144.4	147.6	144.4	136.7	126.6	123.4	123.8	123.4	124.2	126.6	136.0
47.5°	142.0	143.2	139.1	131.4	120.9	120.1	121.7	123.0	123.8	125.8	135.5
50°	138.3	138.3	134.7	126.6	116.1	116.5	118.6	121.3	121.7	124.2	131.9
52.5°	133.9	133.5	131.0	123.4	112.0	113.2	113.2	116.5	117.3	120.1	128.2
55°	130.2	129.4	128.2	120.9	108.4	110.4	109.3	110.4	112.4	115.3	124.2
57.5°	127.1	125.4	125.4	119.0	105.6	106.4	103.5	105.2	107.6	110.1	119.3
60°	123.8	122.1	123.0	116.1	101.2	100.4	99.1	102.3	103.1	106.0	115.3
62.5°	120.1	119.0	119.3	112.8	97.9	95.9	95.9	98.7	99.1	103.1	112.0
65°	117.3	115.7	115.3	109.7	94.2	91.9	93.0	94.2	95.0	99.1	107.6
67.5°	114.5	111.2	111.2	106.8	90.2	87.8	90.2	89.8	91.0	94.6	101.5
70°	110.8	106.4	106.8	104.8	86.1	83.4	85.3	84.9	85.7	88.2	95.0
72.5°	105.2	101.5	102.3	101.5	82.1	78.1	78.9	78.9	78.9	80.9	88.2
75°	97.9	95.0	97.5	99.5	77.2	71.6	72.4	72.4	71.2	72.4	81.3
77.5°	89.0	87.4	95.4	92.6	71.6	64.8	64.8	63.9	61.5	63.1	72.8
80°	79.3	78.1	88.2	77.6	65.2	56.3	55.4	53.4	50.9	52.2	61.9
82.5°	69.2	67.9	74.1	59.4	56.3	46.5	44.5	40.8	38.5	39.7	48.5
85°	56.7	56.7	57.1	44.9	42.9	35.6	33.1	28.3	25.5	26.3	34.8
87.5°	40.4	41.6	38.5	30.8	25.5	19.8	18.2	15.3	13.0	14.9	18.2
90°	0.0	0.0	0.0	0.0	0.0	0.0	0.0	0.0	0.0	0.0	0.0



REPORT NUMBER: P200156

CATALOG NUMBER: GWC-AF-02-LED-E1-SLL-600

CANDELA DISTRIBUTION (continued):

	295°	305°	315°	325°	335°	345°	355°	360°
0°	2486.0	2486.0	2486.0	2486.0	2486.0	2486.0	2486.0	2486.0
2.5°	2136.8	2181.3	2232.0	2296.6	2352.1	2443.1	2530.5	2583.1
5°	1597.7	1671.7	1764.0	1882.4	1992.9	2158.7	2323.3	2428.9
7.5°	1143.5	1222.7	1322.3	1470.3	1626.4	1837.9	2055.6	2181.7
10°	946.1	1027.3	1111.1	1211.1	1338.8	1569.0	1826.3	1968.7
12.5°	782.7	869.6	959.8	1065.0	1183.6	1389.0	1685.5	1849.3
15°	599.0	696.1	802.5	935.6	1084.0	1321.4	1650.7	1828.6
17.5°	410.5	518.9	649.6	813.9	995.4	1299.6	1713.0	1918.0
20°	282.7	361.6	501.1	693.7	912.1	1296.8	1832.7	2089.6
22.5°	236.6	271.8	373.8	583.3	849.5	1331.6	2018.4	2330.3
25°	218.8	239.9	298.5	487.4	803.7	1411.7	2274.0	2641.7
27.5°	208.3	227.3	271.0	424.7	767.7	1504.7	2522.8	2943.4
30°	212.4	231.8	263.3	392.7	718.7	1582.3	2743.7	3178.8
32.5°	191.3	199.8	225.7	364.5	683.5	1647.5	2937.0	3373.8
35°	163.0	178.0	201.4	351.1	684.4	1691.1	3147.7	3623.0
37.5°	155.3	170.3	187.3	346.3	693.7	1737.7	3389.5	3915.0
40°	150.5	164.2	178.8	343.4	702.6	1780.1	3626.6	4203.8
42.5°	147.2	159.8	178.0	333.7	707.1	1818.2	3821.5	4449.3
45°	146.8	159.8	181.2	324.0	713.9	1859.0	3985.0	4630.9
47.5°	147.2	165.0	175.1	312.3	713.9	1927.3	4176.7	4793.1
50°	145.6	173.9	168.7	295.6	697.3	2056.8	4439.6	5010.3
52.5°	144.8	172.7	156.1	270.2	668.6	2262.3	4776.6	5309.6
55°	142.8	166.6	147.2	232.2	635.0	2486.4	5137.4	5663.6
57.5°	140.8	147.6	142.4	199.0	583.3	2644.1	5385.7	5939.9
60°	157.7	129.0	138.3	182.8	514.1	2687.4	5376.0	6049.8
62.5°	146.0	120.9	133.1	179.2	465.5	2566.1	5127.6	5990.4
65°	114.5	115.7	127.8	189.7	452.7	2244.5	4687.6	5715.7
67.5°	104.8	110.4	122.5	203.1	453.8	1797.1	4029.9	5117.5
70°	98.7	104.8	116.5	209.9	457.1	1339.7	3186.1	4168.2
72.5°	91.9	97.1	109.7	211.1	436.1	973.2	2455.6	3064.8
75°	83.7	88.6	99.9	184.0	361.2	675.0	1878.4	2096.8
77.5°	74.5	78.1	87.8	142.0	268.2	432.0	1410.0	1531.8
80°	63.5	65.6	73.7	103.9	183.6	270.2	1115.5	1229.2
82.5°	50.9	51.8	57.1	78.1	119.3	173.5	747.1	852.6
85°	36.0	36.0	39.3	56.7	81.3	110.1	405.7	449.8
87.5°	17.0	17.4	17.4	31.1	42.5	55.9	93.4	57.4
90°	0.0	0.0	0.0	0.0	0.0	0.0	0.0	0.0

(END OF REPORT)